

Privacy

The CoronaMelder app does not ask you for any personal details. So the app does not know your name, email address or telephone number.




No location data

The CoronaMelder app uses Bluetooth, not GPS data (location data). So the app does not know who you are or where you are.



Voluntary

Downloading the app is voluntary at all times. Nobody can force you to use the CoronaMelder app or ask you to show it before you visit a shop, café or similar location.



Would you like more information?

Visit coronamelder.nl or send an e-mail to helpdesk@coronamelder.nl



I **download** the
CoronaMelder app to
protect my grandpa
avoid infecting other people unknowingly

alleen samen **krijgen we**
corona onder controle



CoronaMelder

CoronaMelder

Avoid infecting other people unknowingly

Coronavirus is still circulating. That's why the CoronaMelder app is now available for everybody to use. The app tells you if you might have been infected, so that you can avoid infecting other people unknowingly. Everybody who downloads the app is helping to stop the spread of coronavirus. Who will you download the CoronaMelder app for?


How does the app work?

- **Notifications**

The CoronaMelder app will send you a notification if you have been near someone who later tests positive for the virus, and you were near them for more than 15 minutes. That could be somebody you know, or somebody you don't know but who is also using the app. If you receive a notification, the app will let you know what you can do next, and whether you need to get tested.

- **Avoid passing on the virus**


Using the CoronaMelder app, you can find out quicker if you might have been infected, so that you can avoid infecting other people unknowingly. Because you can pass on coronavirus even before you start to feel unwell.



This is how to use the CoronaMelder app

1. Download the CoronaMelder app. If you have an Android phone, you can find the app in the Google Play Store. If you have an iPhone, you'll find the app in the App Store.
2. Install the app. Follow the instructions to install the app on your phone.
3. Follow the steps on the introduction screen.
4. Turn on Bluetooth in the settings for your phone, and leave it on. Bluetooth must be on for the app to know when you are near other phones that are running the app.
5. If you receive a notification, open the app and read what you can do next and whether you should get yourself tested.
6. If you test positive for coronavirus, it is your choice whether you add this information to the app. The GGD (municipal health service) will help you do this.

Having problems installing the app? Ask a friend or family member to help you. Many libraries can also help you to install the app. Or you can call the CoronaMelder Help Desk on **0800-1280**. You can also call the Help Desk if you have any technical questions about the app.



alleen samen krijgen we
corona onder controle