



Memorandum

To: Ideas Illinois & Interested Parties
From: Andrew Weissert, We Ask America
Date: March 1, 2019
Re: Illinois Statewide Survey of Registered Voters

Despite handing the keys of the governor's mansion to a new occupant just a few short months ago, Illinois voters are still overwhelmingly pessimistic about the direction of the state and not overly pleased with Governor Pritzker's job performance so far. Driven by poor numbers among independents the governor's overall job approval sits barely right side up and his recent budget proposal, stacked with multiple revenue increases, is supported by less than one-quarter of voters.

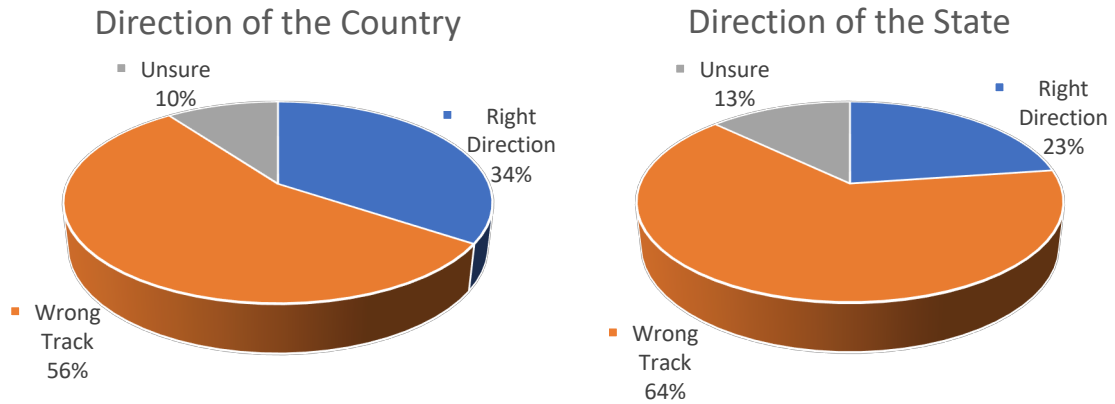
Probably least surprising to anyone who keenly follows Illinois politics is that House Speaker Mike Madigan, despite an early PR campaign to improve his likeability, is still, along with President Trump, very unpopular.

We Ask America, a nationally recognized polling firm, today, released the second in a series of statewide public opinion polls from across the country. The second state surveyed is Illinois and took the pulse on voter's opinions about direction of the state, the job performance of its leaders, and their opinion on Governor Pritzker's recent budget proposal.

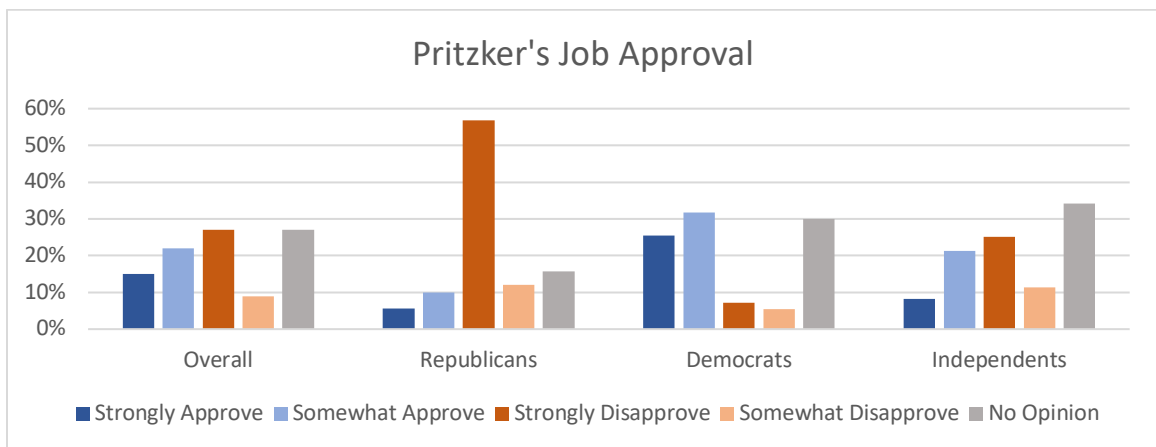
We Ask America previously released the first in their series, a statewide survey of Likely 2020 Republican Primary voters in Nebraska to assess the landscape ahead of a potential primary for Senator Ben Sasse and to gauge voter's attitudes regarding the debate over property taxes in Lincoln.

KEY FINDINGS

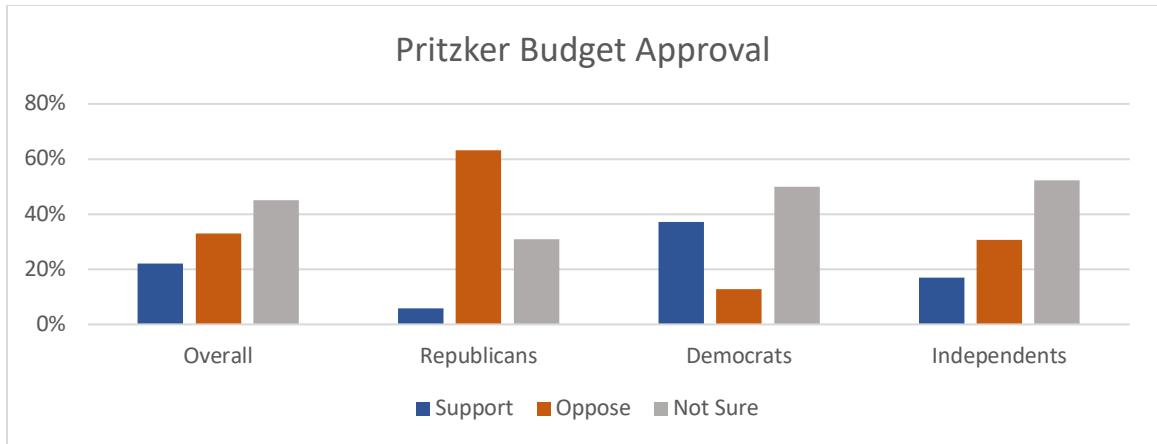
- **Illinois voters feel slightly better about the direction of the country than they do the direction of their own state.** Overall, 34% of registered voters believe the country is headed in the right direction, while 55% say it's on the wrong track. Conversely, less than one-quarter (23%) of voters believe that Illinois is headed in the right direction, while 65% believe the state is on the wrong track.



Governor JB Pritzker is off to a mixed start in his tenure as Illinois governor. Overall, 37% of Illinois voters approve of Pritzker’s job performance, while 36% disapprove (+1 net job approval). However, Pritzker sits under water with Independents – just 29% approve of his job performance, while 36% disapprove (-7 net job approval), and over two-thirds (69%) of Republicans disapprove, while only 16% approve of his job performance (-53 net job approval). Pritzker does remain popular with his base, however, as 57% of Democrats approve of his job performance, while only 13% disapprove (+44 net job approval).

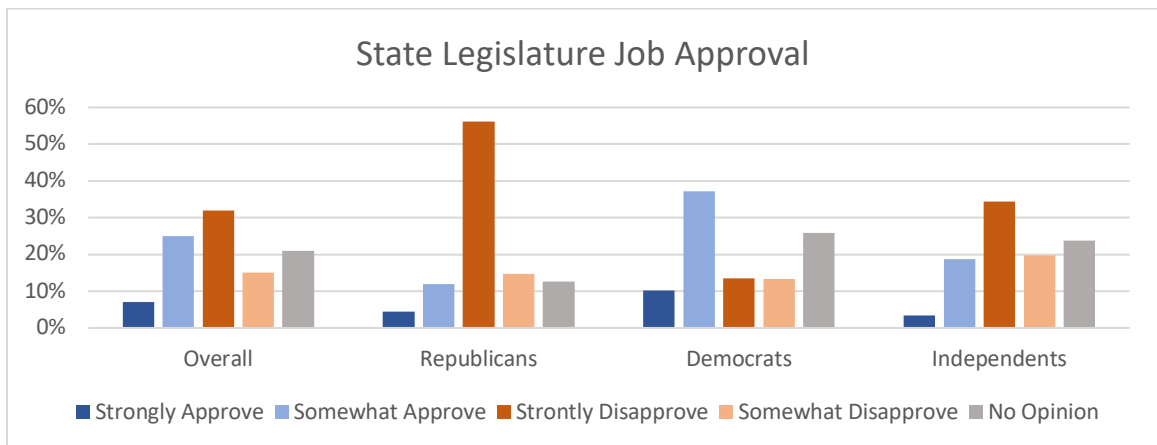


- Governor Pritzker has a long way to go to sell his budget proposal to voters.** While nearly half of Illinois voters (45%) are not sure of their opinion of Pritzker’s recent budget proposal, those that do have an opinion, are not in favor. Less than one-quarter of voters (22%) support it, while one-third of voters (33%) oppose his budget proposal. Only 17% of Independents and 6% of Republicans support his budget, while 31% and 63% oppose the budget, respectively. Among Democrats, 37% support and 13% oppose it.



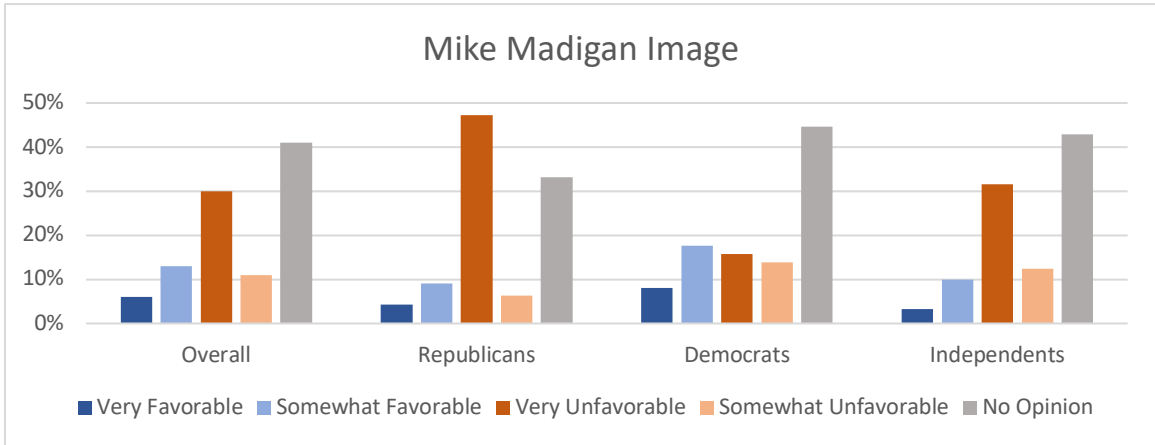
Pritzker’s budget proposal is not popular among lower income voters. Among those earning less than \$50k, just 23% support and 25% oppose (-2 net budget approval). Among those earning between \$50k and 100k, support drops to just 21% while 37% oppose (-16 net budget approval). And among those earning between \$100k and \$150k, support is at its lowest with only 19% supporting his budget proposal, while 40% oppose (-21 net budget approval). Pritzker does have support for his budget among wealthy voters. Of those reporting annual household income exceeding \$150k, 32% support his budget proposal while 30% oppose (+2 net budget approval).

- **Illinois voters are not satisfied with the state legislature.** One-third (32%) of registered voters approve of the job the Illinois state legislature is doing, while nearly half (47%) disapprove of its job performance.

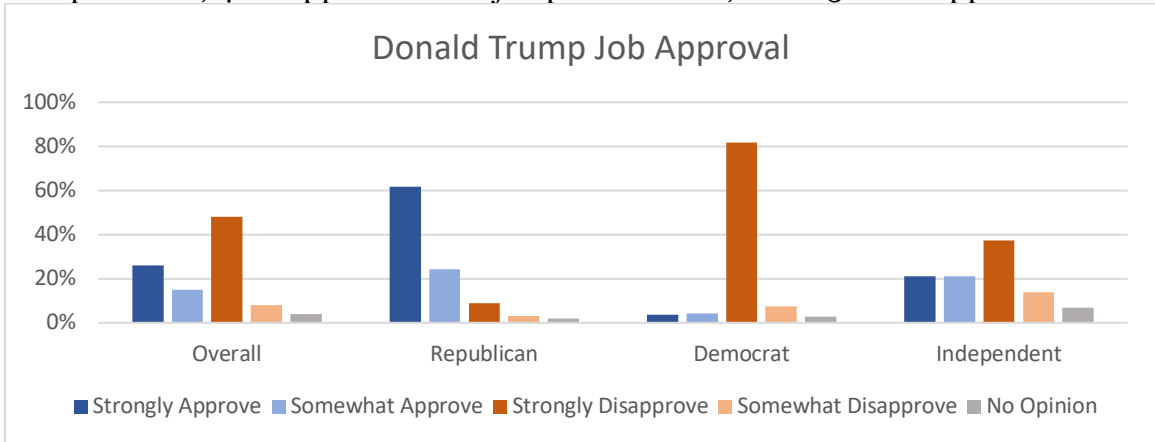


- **House Speaker Mike Madigan remains very unpopular.** Just 18% of Illinois voters have a favorable opinion of Madigan, while 41% have an unfavorable opinion. Even among Democrats, Madigan is under water with just 26% having a favorable opinion, while 30% have an unfavorable opinion. Independents have a highly unfavorable opinion of Madigan, with just 13%

expressing a favorable opinion but 44% an unfavorable one. Among Republicans, he sits at 13% Favorable/54% Unfavorable (41% Very Unfavorable).



- President Donald Trump remains a polarizing figure split along party lines.** Overall, 41% of voters approve of the job Trump is doing as president, while 56% disapprove (-15% net job approval). His approval is at 86% with Republicans, while 89% of Democrats disapprove of his job performance. Among Independents, 42% approve of his job performance, while 51% disapprove.



Methodology

This poll was conducted between February 24 and 27, 2019 using a blend of automated calls to landlines and live-operator calls to cell phones. In all, 800 interviews were achieved among registered voters in Illinois who are likely to vote in the 2020 Presidential Election. 320 of these responses came from cell phones. The Margin of Error for this survey is +/-