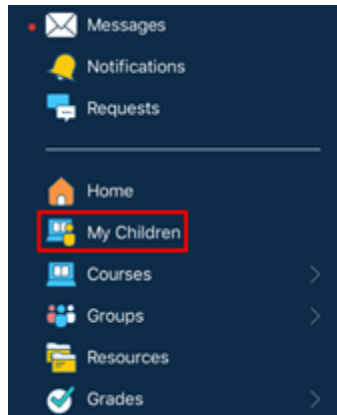


## Parent Grade Access on the IOS APP

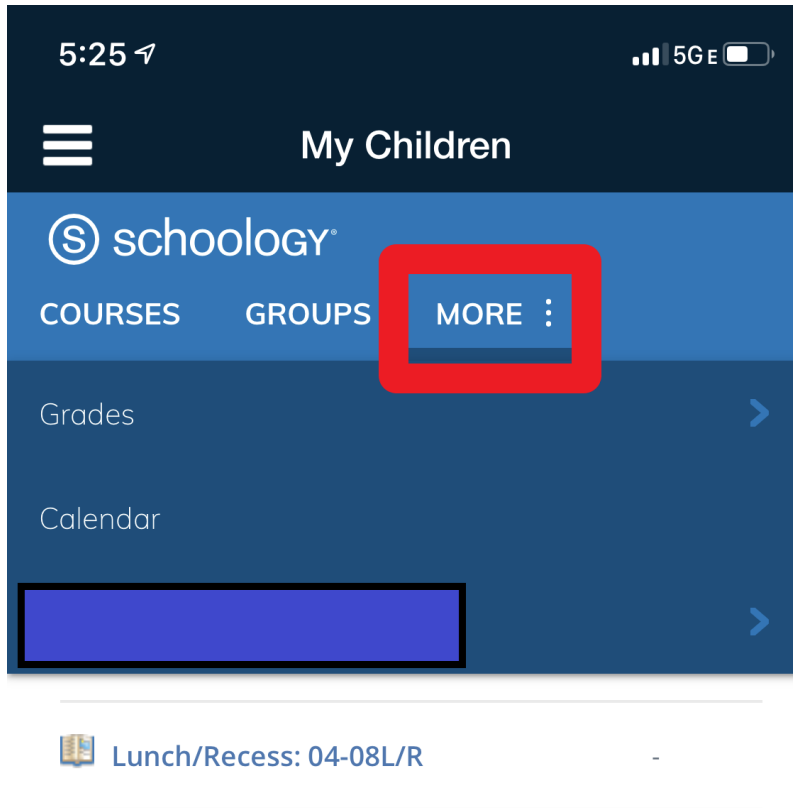
1. Login to your parent Schoology account on the app
2. Select the menu on the left-hand side and choose “my children”



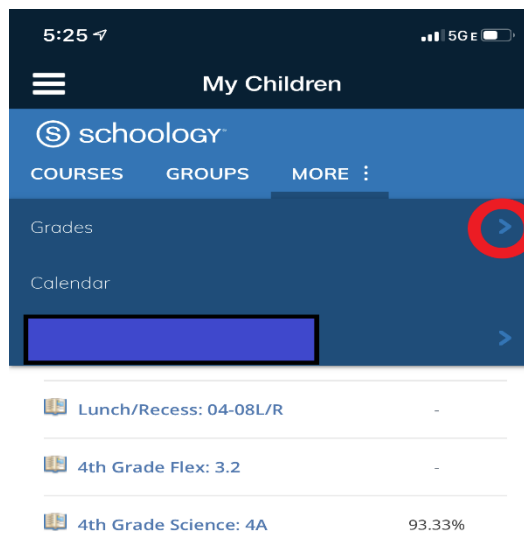
3. Next you will be taken to a screen where you must select “enrollments”



4. Next you will need to select “more” on the top of the screen



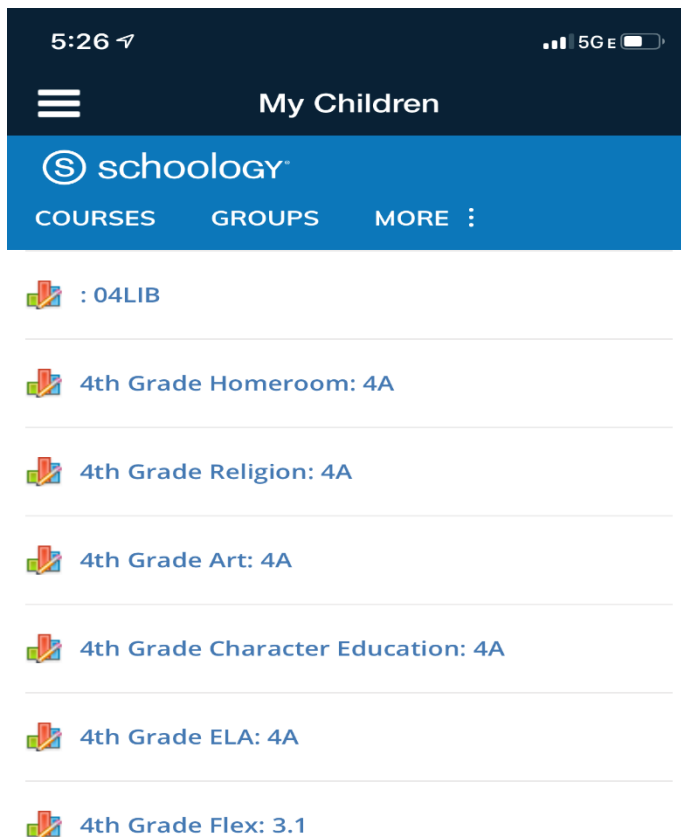
5. Then select the right facing arrow for “grades”



6. Next you select “grade report”



7. This will bring you to a new screen that shows the “grade report” like below:



8. Finally, you can now tap on any class to view the grade and breakdown

The screenshot shows a mobile application interface for a parent to view their child's academic performance. At the top, the status bar shows the time as 5:26, signal strength, 5G network, and battery level. Below the status bar is a dark blue header with a hamburger menu icon on the left and the text "My Children" in the center. Underneath the header, there is a list of classes. The first class is "4th Grade Health/PE: 4A". The second class, "4th Grade Mathematics : 04MATH Mrs. Gray", is highlighted with a red rectangular border. Below this class, there is a detailed breakdown of performance. The "Trimester1" section is expanded, showing a total score of 89.36% (33.33% of the grade). This section includes "Homework" (10%) with a score of —, "Quiz" (40%) with a score of 95%, and "Test" (50%) with a score of 84.85%. The "Test" section is further broken down into "Module 1 Assessment" (19 / 22) and "Module 2 Test" (15 / 18). The "Trimester2" and "Trimester3" sections are collapsed, each showing a score of —.

5:26 5G E

☰ My Children

4th Grade Health/PE: 4A

4th Grade Mathematics : 04MATH Mrs. Gray

▼ Trimester1 (33.33%) 89.36%

Homework (10%) —

▼ Quiz (40%) 95%

Module 1 Lesson 1-2 Classwork 19 / 20

▼ Test (50%) 84.85%

Module 1 Assessment 19 / 22

Module 2 Test 15 / 18

> Trimester2 (33.33%) —

> Trimester3 —

