




College Planning September 18, 2019



Welcome!

Please sign in and pick up a booklet.



Benedictine College Preparatory



Today's Agenda

Introduction – Expectations

The Big Picture

Handout and Trends

The Nitty Gritty - Three Steps
to Stay on Track

The Plan – Road Map with Deadlines

The Process – Implementing the
Plan/Applying

Procedures – Transmittals Forms





Benedictine College Preparatory



Expectations for Seniors

- They must act!
- Need to be supportive and on call but recognize they must be fully engaged to make it happen.
- Open-ended questions and scheduled conversations

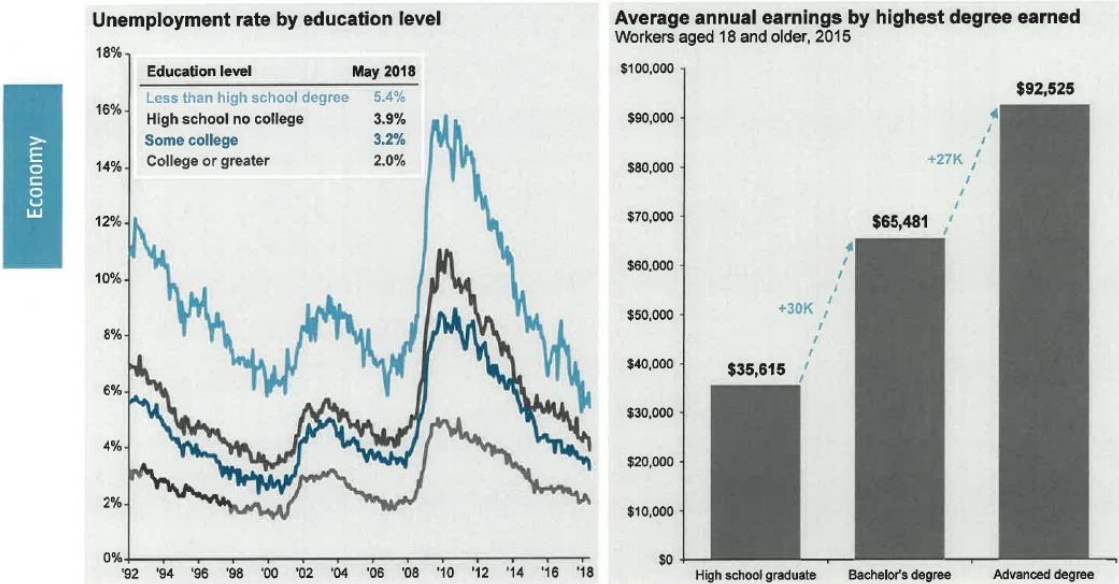


Benedictine College Preparatory



The Big Picture

Employment and income by educational attainment GTM - U.S. | 27



Source: J.P. Morgan Asset Management; (Left) BLS, FactSet; (Right) Census Bureau. Unemployment rates shown are for civilians aged 25 and older. Earnings by educational attainment comes from the Current Population Survey and is published under historical income tables by person by the Census Bureau. *Guide to the Markets - U.S.* Data are as of June 30, 2018.



College Placement Highlights – Class of 2019



Class of 2019 – 49 students

**Virginia Tech, VMI, and Hampden Sydney
biggest draws – 13 students – 27% of class**

One student attending Stanford

One student attending Bowdoin

One student attending UNC-Chapel Hill

One student attending West Point

Who is where on poster



College Placement Highlights – Class of 2018



Students attending four year colleges – 88%

Students attending two year colleges – 6%

Students entering work force/other – 6%

Breakdown by Location/Type

Nearly 30% attending Virginia Public Schools

Approximately 20% attending Virginia Private Schools

Approximately 38% attending out of state schools

24% attending out of state schools – non military

14% attending military type schools

Approximately 30% playing a sport in college



Benedictine College Preparatory



Handout – Booklet

page 5, 11, 28, 29, 31, 37, and 42



Benedictine College Preparatory



College Trends:

- Adversity/Landscape Index**
- Identity/Status Emphasis**
- Mental Health**
- Spiritual Decline**



Trends – Spiritual Health



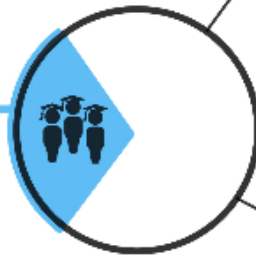
Two Big Challenges

Right now...

500 Thousand
High School seniors engaged



150 Thousand
College freshmen engaged



**70%
Drop - Off**

of students between high school youth group and college ministry

Fewer workers in the harvest

Focus on finding Christian freshmen means missed opportunity to reach non Christian freshmen

\$1.4 Billion lost investments from High School churches and youth groups

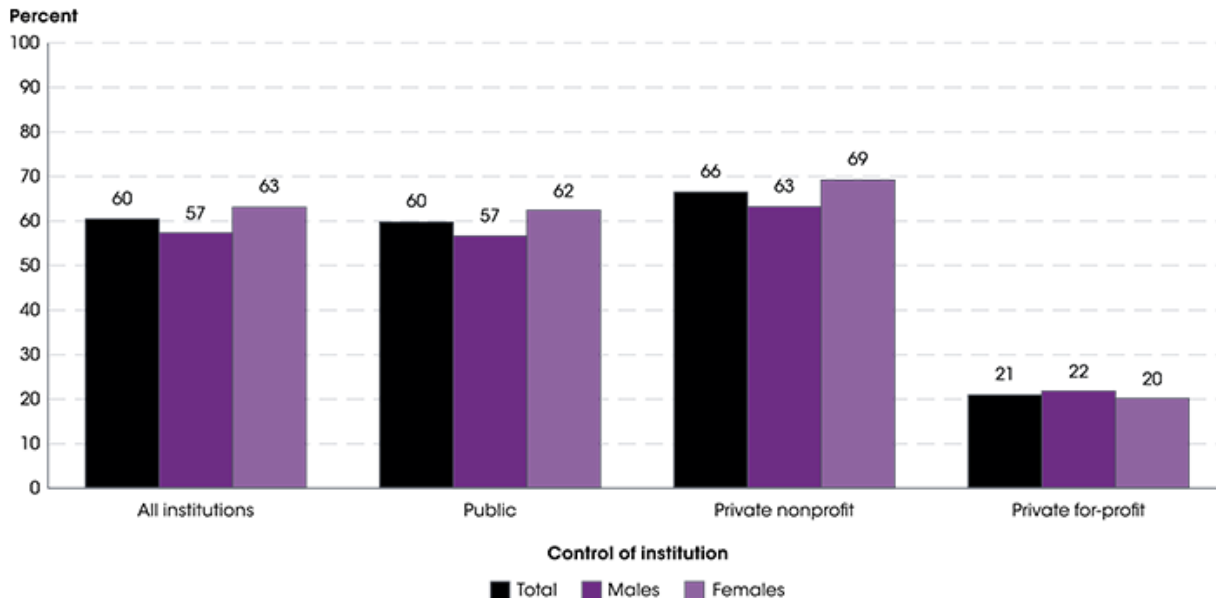
Challenge 1: Approximately 70% of our engaged Christian youth are becoming disengaged when they go off to college. To make this more real, approximately 500,000 students graduate from our youth groups each year yet only 150,000 incoming freshmen stay engaged. This is a key time of their lives, where students develop the routines and habits that will define how they will live after college. Too many are falling away from the very thing that can guide them into the path that is good and profitable for their lives.



Trends - Declining Academic Stamina/ Career Awareness



Figure 3. Graduation rate within 150 percent of normal time (within 6 years) for degree completion from first institution attended for first-time, full-time bachelor's degree-seeking students at 4-year postsecondary institutions, by control of institution and sex: Cohort entry year 2011



NOTE: Data are for 4-year degree-granting postsecondary institutions participating in Title IV federal financial aid programs. Graduation rates include students receiving bachelor's degrees from their initial institution of attendance only. Although rounded numbers are displayed, the figures are based on unrounded data.
SOURCE: U.S. Department of Education, National Center for Education Statistics, Integrated Postsecondary Education Data System (IPEDS), Winter 2017-18, Graduation Rates component. See *Digest of Education Statistics 2018*, [table 326.10](#).




Three Step Process



The Nitty Gritty - Three Steps to Stay on Track

- Step 1 – The Planning
- Step 2 – The Doing (Process)
- Step 3 – The Finishing (Procedures)





STEP 1

Create a Plan With Deadlines



- 1) Complete Resume
- 2) Brainstorm on a major
- 3) Identify Target Colleges/Community colleges based on that and GPA/test score profiles and 3 types of schools;
- 4) Take any last minute ACT or SAT tests
- 5) Register with NCAA if applicable
- 6) Identify Funding Resources and deadlines;
Financial Aid and Scholarships – **FAFSA OCTOBER 1ST**
- 7) Identify Application Requirements;
- 8) Make a “To Do” List



Types of Target Schools



- Safety School
- Match School
- Reach School

Consider applying to 4-7 schools

Can't know what type a school is unless you know it's average student profile and your grades and scores



Identify Deadlines and Requirements

- Type of Deadline
 - Early Decision
 - Early Action
 - Regular
- Application Package:
 - Common App, Coalition, or School's Own
 - Recommendations (Counselor and/or Teacher; Secondary School Form)
 - Transcript (Request form from Guidance)(School Profile)
 - Essays (Short Answer/Possible additional essays)
 - Standardized Test Scores (SAT/ACT)
 - Subject Tests (Tier 1 schools)
 - Financial Aid Applications (deadlines may be before application date)





Create a To Do List with Deadlines

Sample "To Do" Lists

Top Five Target College Checklist - Fall 2017+-

Name _____ Date _____

College Name	Appealing Features (<u>circle</u> all that apply); Drawbacks (<u>underline</u> all that apply)	Typical Student Profile for GPA and Testing (mid-range) from admissions page	Type of School (circle one)	Deadline to Apply -	Teacher Rec Needed?	Test Scores Already Sent?	Essay Required?	Financial Aid Outlook?
1.	Location Size Setting Culture Academics Sports	Mid GPA Mid SAT/ACT	Match Safety Reach	Date Type:	YES NO	YES NO	YES NO	Possible Uncertain Unlikely
2.	Location Size Setting Culture Academics Sports	Mid GPA Mid SAT/ACT	Match Safety Reach	Date Type:	YES NO	YES NO	YES NO	Possible Uncertain Unlikely
3.	Location Size Setting Culture Academics Sports	Mid GPA Mid SAT/ACT	Match Safety Reach	Date Type:	YES NO	YES NO	YES NO	Possible Uncertain Unlikely
4.	Location Size Setting Culture Academics Sports	Mid GPA Mid SAT/ACT	Match Safety Reach	Date Type:	YES NO	YES NO	YES NO	Possible Uncertain Unlikely
5.	Location Size Setting Culture Academics Sports	Mid GPA Mid SAT/ACT	Match Safety Reach	Date Type:	YES NO	YES NO	YES NO	Possible Uncertain Unlikely

To Do List (complete for all that apply and add others as applicable): Finish Resume by _____; Approach _____ for a recommendation by _____; Do Common App non essay portion by _____; Complete Essay/Short Answer 1 by _____; Complete Essay/Short Answer 2 by _____; Request BCP Transcript/Provide BCP Guidance Student Report Form for each Colleges by _____; Tour _____ by _____; Tour _____ by _____; Take ACT on _____; Take SAT on _____

Other: _____



Step 2

Begin “Doing” the Applications

Start filling out applications. ATTEND A WORKSHOP AT SCHOOL or DO ON OWN (WILL BE MEETING WITH SENIORS THIS MONTH)

A screenshot of the The Common Application website. The top navigation bar includes links for "Parents", "Counselors & Recommenders", "Member Institutions", and "LOG IN". Below this, there are links for "Plan Ahead", "Explore Colleges", "Virtual Counselor", "How To Apply", and a green "Apply Now" button. The main content area features a large banner with the text "The 2017-2018 Common App is now available." and "We're here to help with college planning, applications, and beyond." Below this is a green "Create an Account" button. At the bottom, there is a red box with the text "More than 700 colleges. Only one application." and a search bar labeled "Find Colleges". Below the search bar is a link that says "View all colleges that accept the Common Application". The background of the website shows a smiling young woman.



Step 2 Begin “Doing” the Essays



This includes the short response essays. Preview what is required and budget their completion accordingly. Doing in parts is more manageable. Proofread them and ask someone to put fresh eyes on them as well.

College
Essays
Are About Telling A
STORY

STUCK?
5 WAYS TO JUMP-START YOUR COLLEGE ESSAY

1. Make a list of all the essays you have to write
2. See if you can use an essay for more than one school
3. Punch through writer's block:
 - Think about the essay while you're doing something else
 - Instead of sentences, write details and moments you remember.
 - Talk it out before you write.
4. You don't have to have a unique topic - just write about YOU.
5. Ask for help. From a teacher, guidance counselor, or professional.

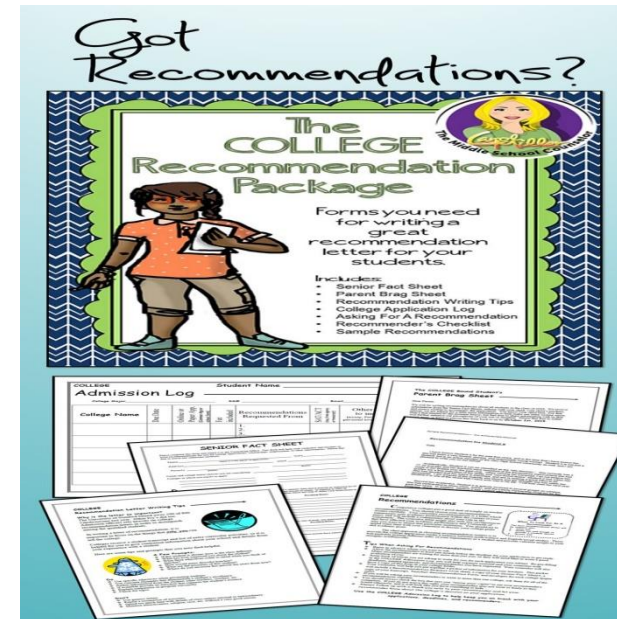
www.applyingtocollege.org



Step 2 Begin “Doing” the Recommendation Requests



Identify whether teacher recommendations are needed or just a counselor's - **two weeks notice for the teacher and/or school** – Determine how college wants it transmitted and tell recommender. Make it easy for them.





Step 3 - Procedural Requests for Transcripts Two Forms



Complete this card and bring to guidance office to trigger transmittal of a single official transcript. Use for NCAA, coach requests, scholarships, colleges, etc. If recommendation is needed, must also schedule a counselor meeting. ALLOW TWO WEEKS NOTICE

Transcript Request Form

Please send to the person named below an official copy of _____'s
high school transcript: (print student's name)

Name: _____

Address: _____

City: _____ State: _____ Zip: _____

Attention: _____

For OFFICE USE ONLY: Date Sent _____; by _____



Resolve to Finish this Semester Strong



APPLY EARLY early but recognize colleges may look at fall semester grades before making an admission decision

Need to pass at a minimum English, Government, Theology, and Leadership



Available Resources



Building a College List and all things
College

<https://opportunity.collegeboard.org/content/How to Build a College List.pdf>



Summary - To Do List



- Seniors complete target college checklist – use to get in gear, identifying colleges and setting deadlines to complete various tasks.
- **Know general funding strategies**
- Schedule a counselor recommendation meeting
- Encourage meeting with college counselors when they come to visit if son has any interest in the school – MORE THAN 25 ARE ALREADY SCHEDULED
- Give serious thought to major and fit with college
- Attend a college application workshop or get busy planning and doing the applications.
- Complete three or more applications by Christmas break, INCLUDING A SAFETY SCHOOL, if not sooner



Questions?